






FLOOR 2

MAP KEY

-  Emergency-Adult & Pediatric
-  Entrance-Building
-  Entrance-Department
-  Information
-  Vending



EMERGENCY



Waiting

Registration

Adult & Pediatric

EMERGENCY

Children's ER

Ambulance Entrance
EMS Only

Cardiovascular

Main Elevators

Suite 2114

Human Resources

Diagnostic Services

Administration

Conference Center

Suite 2940

Intensive Care Unit (ICU)



Memorial Hospital Shiloh

1404 Cross Street • Shiloh, Illinois 62269 • 618.607.1000 • memhosp.org